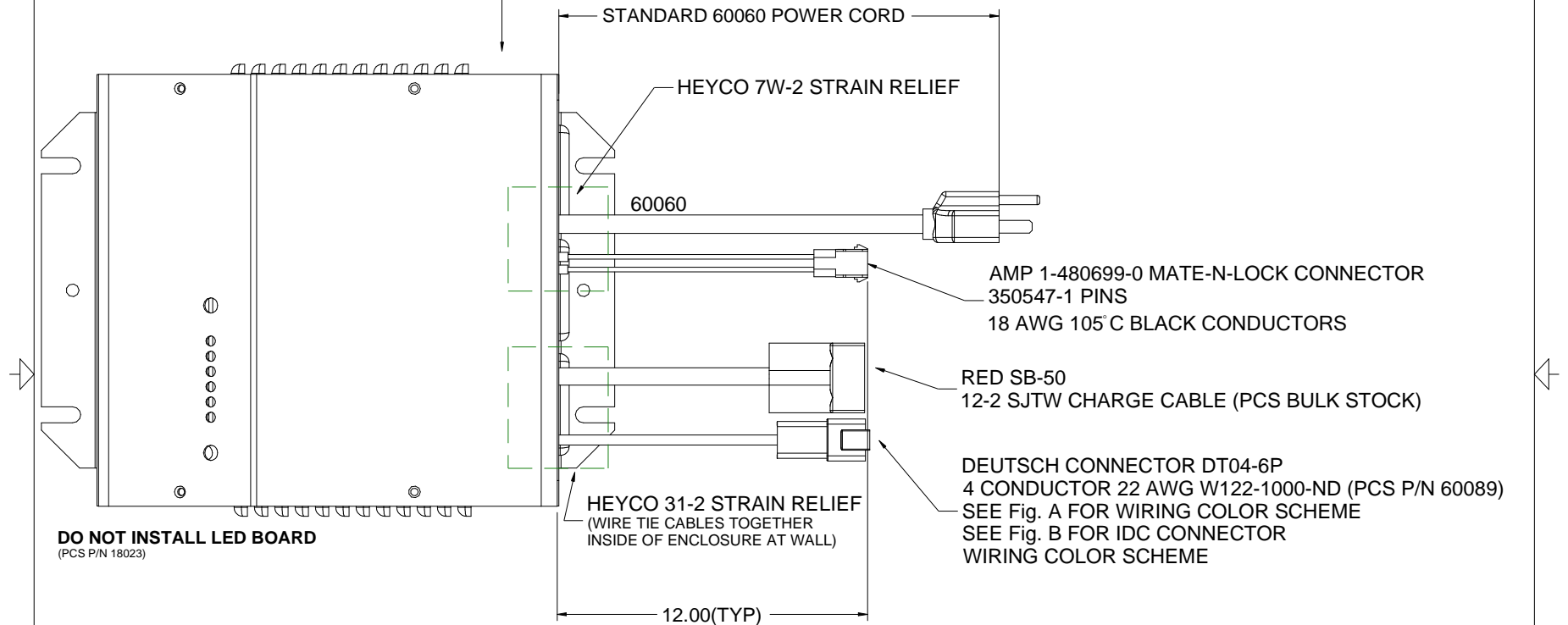


**2425OBRMJLG
REMOTE LED CONN.**

HASCO RELAY P/N 903CSAC120
MOUNTED TO SIDE WALL OF 30145 BOTTOM ENCLOSURE
USE DRILL TEMPLATE TO LOCATE AND DRILL HOLES
SEE RELAY "2425PBRMLIFT RELAY INSTALL" DRAWING FOR DETAILS

REVISIONS				
ZONE	REV	DESCRIPTION	DATE	APPROVED
	A	ORIGINAL	08/06/09	



IDC CONNECTOR WIRING SCHEME
BLACK CONDUCTOR SOLDERS TO 18039_A PCB
AT POSITION K1 (RELAY NOT LOADED IN PCB)

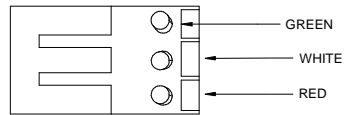


Fig. B

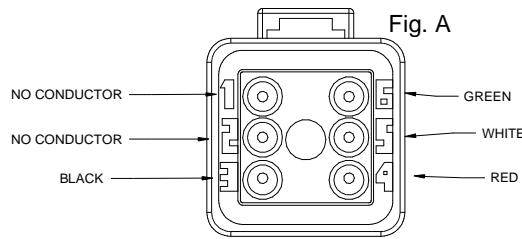


Fig. A

MICROCHIP CODE: 25A_JLG_LEDS.HEX

SIZE B	FSCM NO.	DWG NO. 2425OBRMJLG	REV A
SCALE			SHEET