



# PRO Charging Systems

*Longer battery life... Extended run times*

*Chargers for all battery chemistries*



From sun up to sun down...

Depend on PCS to keep your  
Golf Cart/LSV powered.

[www.prochargingsystems.com](http://www.prochargingsystems.com)



**i36154815**

**AUTO VOLTAGE DETECTION**

Connect to your cart and the charger automatically detects 48 or 36 volts and begins charging. No buttons. No waiting.

**Cables are interchangeable via durable SB50 Connector\***

**Dimensions Portable Cases-** 7.75"H x 8.38"W x 9.75"L **Dimensions Onboard Cases-** 5.75"H x 8.50"W x 9.00"L  
**Weight-** 17 lbs. for 15 AMP units, 28lbs for 18AMP units  
**Cases-** Top is durable impact and scratch resistant polymeric. Bottom is textured and scratch resistant powder coated aluminum. Portable units feature and ergonomic handle optimally placed for easy lifting and carrying.



**i4815CC618**

**(Use only with Club Car Onboard Computer (OBC) models)**

Hard wired 618 "Round" Club Car/OBC connector



**i4818CH**

**(48, 60, 64 and 72 Volt models)**

One charger for Wet Cell, AGM, Gel Cell & Lithium Batteries.

Easily reconfigure your charge profile with our PROView Link™ app

Lithium profiles are designed/tested for a 100% return rate

**Cables are interchangeable via our durable SB50 connector\***



**i4818OB**

**(48, 60, 64 and 72 Volt models) (Mounting brackets included)**

One charger for Wet Cell, AGM, Gel Cell & Lithium Batteries.

Easily reconfigure your charge profile with our PROView Link™ app

Lithium profiles are designed/tested for a 100% return rate

Onboard Charger is hardwired with ring terminals



**\* Portable Charger Plug-In 7ft Connector Assemblies (sold separately)**



Model	Total Amp Output	Description	Battery System
i36154815	15	Open Connector Plug	48V or 36V
i4815CC618*	15	618 Club Car/OBC	48V



**Eagle Performance Chargers are fully repairable in the field!**



Monitor the condition of your batteries and manage your equipment with our free PROView Link™ app.

Configure charge profile to your battery type.

View real time data including \*State of Health, State of Charge and charging history.

\*State of Health does not apply to Lithium applications.





Model	Total Amp Output	Description	Battery System
i4818CH (Portable)	18	Wet/AGM, Gel Cell, Lithium Select Interchangeable Connector	48V
i4818OB (Onboard)	18	Wet/AGM, Gel Cell, Lithium Ring Terminals	48V

# The most advanced and reliable battery gauges on the market!

Models for Lead Acid (Wet Cell), AGM and Lithium Batteries

- Accurately displays battery state/charge status
- PROView Link™ compatible!
- Durable and water resistant
- Easy to read color coded LEDs
- Easy installation with self-ratcheting back



Both horizontal or vertical configurations.




## Did you know?

A typical gauge cannot precisely detect lithium battery levels as they charge/discharge.

Our Lithium Battery Gauges include a Current Transducer (CT).  
The CT allows the gauge to accurately track amp hours in and out resulting in an accurate, real-time state of charge reading.

(Depending on your configuration, you may need to purchase a 5' CT extension cable.)



Your cabling must fit through the CT opening of .75" x .42"

**Round Gauges** Weight: 8 oz. Size: 2.25" diameter Cable: 13'  
Requires a 2" cutout

**Rectangular Gauges** Weight: 8 oz. Size: 2.1" x 1.25" Cable: 13'  
Requires a 1.065" x 1.58" cutout

Model	Battery Chemistry	Shape	System Voltage
BFGWOV36V	Lead Acid/AGM	Round	36
BFGWOV48V	Lead Acid/AGM	Round	48
BFGWOVR36V	Lead Acid/AGM	Horizontal Rectangle	36
BFGWOVR36VV	Lead Acid/AGM	Vertical Rectangle	36
BFGWOVR48V	Lead Acid/AGM	Horizontal Rectangle	48
BFGWOVR48VV	Lead Acid/AGM	Vertical Rectangle	48
BFGRLITH	Lithium	Round	12, 24, 36, 48
BFGVLITH	Lithium	Vertical Rectangle	12, 24, 36, 48
BFGHLITH	Lithium	Horizontal Rectangle	12, 24, 36, 48



Monitor and manage the condition of your batteries with PROView Link™  
It's FREE!



PRO Charging Systems

