



New Design! High Frequency Multi-Chemistry Charger

Models:
PS2420OB
PS2420OB230



Patriot Series

Powerful - 24Volt 20 Amp

Light Weight - only 3.2 lbs

Compact - 5.03W x 3.07H x 9.1L

- High Efficiency Design - Amperage does not taper
- Selectable Algorithm
- Zero Spark Technology
- Reverse Polarity Protection
- UL/CSA Recognized
- 120V or 240V models available

Input Cable Length: 18"

Output Cable Length: 18" SB50



← Connector assemblies are available to mate with the SB50 allowing this charger to easily adapt to many applications.

(Connector assemblies sold separately include: ring terminals, SB50 red, SB175 and more)

Common Applications:

Pallet Jacks

Floor Cleaners

Small Industrial Equipment

And more

PRO Charging Systems

prochargingsystems.com

615.471.5300



Always charged and ready with PCS!



041223

REVISIONS		DATE	APPROVED
ZONE	REV	DESCRIPTION	
	A	REFERENCE ONLY	01/19/23

PATRIOT SERIES - PS24200B




2 CCT POLARIZED MOLEX HOUSING: P/N 39-01-0041
PIN/PIN: 39-00-0041

SELECTABLE ALGORITHMS FOR FLOODED LEAD ACID, AGM, LITHIUM
LED DISPLAY (LEFT TO RIGHT)

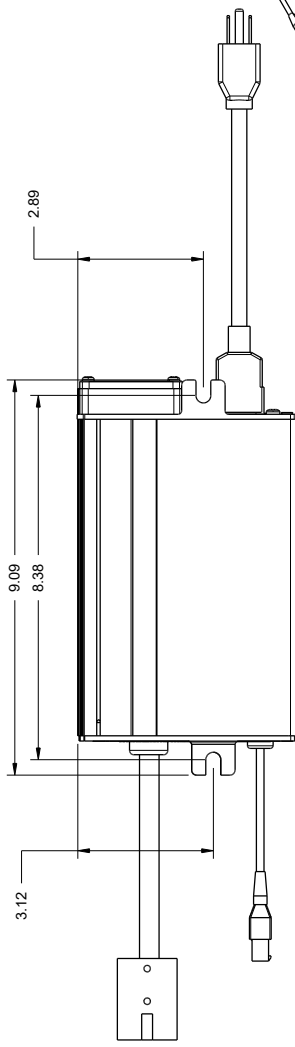
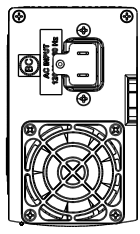
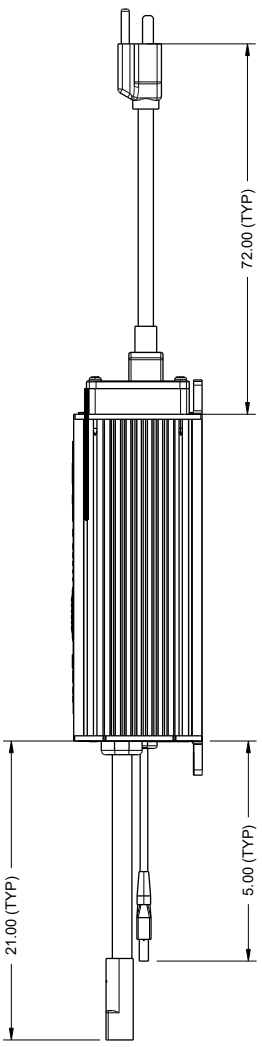
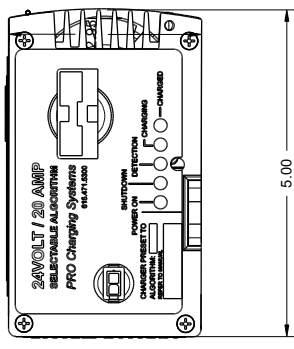
- 1ST RED LED: ON WHEN AC POWER PRESENT OR USED FOR ERROR #1
- 2ND RED LED: SHUTDOWN OR USED FOR ERROR #2
- 3RD RED LED: BATTERY DETECTION OR USED FOR ERROR #3

4TH LED (YELLOW): SLOW FLASH WHEN BATTERY TESTING ON CONTINUOUSLY WHEN CHARGING OR USED FOR ERROR #4

5TH LED (GREEN): ON (CONTINUOUSLY WHEN CHARGED)

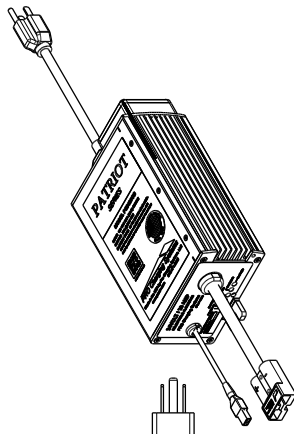


- ProVolt Flooded
- ProVolt AGM
- Lithium-27.3 CV
- Lithium-27.6 CV
- Lithium-28.0 CV
- Lithium-28.8 CV
- Lithium-29.2 CV



SPECIFICATIONS:

- WEIGHT: 4.2 LBS
- INPUT: 120VAC 50-60HZ 8.0A
- ALLOWABLE INPUT RANGE: 108VAC - 132 VAC
- OUTPUT: 24VDC @ 20A
- AGENCY LISTING: UL-1564 (UR)
- OPERATING TEMPERATURE: -35 °C TO +55 °C
- STORAGE TEMPERATURE: -40 °C TO +125 °C
- SHOCK & VIBRATION: 2.2G MEAN, .5G PEAK
- INTERLOCK CIRCUIT: 3A CONTINUOUS - WHITE (+) 100VDC MAX
- BLACK CONNECTION TO LOCKOUT CONTACTOR



SIZE	FSCM NO.	DWG NO.	REV
B		24V / 20A 120VAC REF	A
SCALE	SHEET		